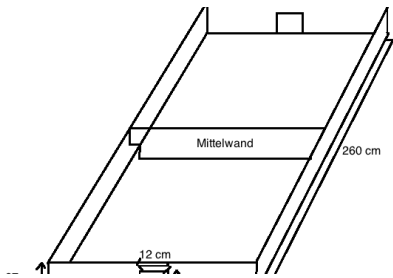


Box Hockey



A fun game to play during breaks.

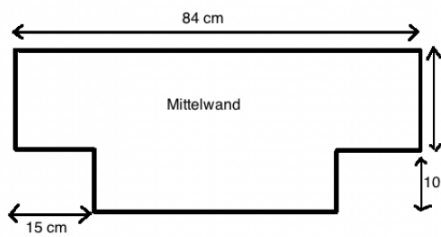
Instructions

The game is played with 2 or 4 players, but they have no hockey sticks, but walking sticks. The team that scores the most goals in a set time is the winner

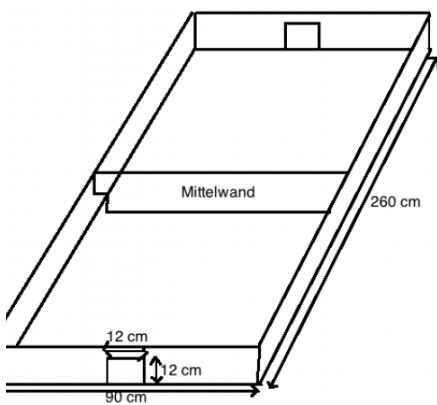
Material and instructions

- 4 sturdy walking sticks (please remove metal tip for safety reasons!)
- 1 hard rubber puck (available in sports shops as ice hockey puck)
- It is best to use 3 cm thick boards. Über texture and quality of the wood can give the carpenter information. Very suitable are blockboards. No Novopan or ähnliches material use, it hält the Blastung not stand.
- 1 board 260x90x3cm base plate: especially suitable is dafür a wooden board coated with impact-resistant plastic)
- 2 boards 260x27x3 cm side walls (are placed on the bottom board and screwed from below)
- 3 boards 84x27x3 cm Of these 3 boards you sägt 2 as outer walls with "gate" - cutout 12x12 cm in the middle. The third board is, as the figure shows, as a middle wall zurechtgesägt.
- (These 3 boards are inserted between the long side walls and screwed from the outside and below)
- The individual parts are screwed together well and glued together additionally. Possibly corners and Löcher with sheet metal verstärken.

Sketch middle wall



Sketch whole



Source reference

Cover image: Juropaarchiv, www.juropa.net

Content from the book: Jungscharleiternachrichten, Die besten Tipps - der 80er Jahre, Auflage 600.3.90 © BESJ-Verlag, Fällanden, page 383-384, Kathrin Mühlethaler