


Paper Bend Game



A fun short game that requires only paper and pencils.

Play Dates

- Age: 6+
- Number: 4-6
- Location: Home
- Duration: 10-20 minutes per round
- Materials: paper, pens

Gameplay

All participants receive a sheet of paper. If possible, all sheets are the same size. The sheet of paper is folded into equal parts, as many parts as the number of participants.

||

All participants draw a head on the top part of their folded sheet. Creativity is highly encouraged. Then they fold the sheet back so that the head is no longer seen and only the lowest strokes are visible on the next folded section of the sheet. Then they all pass their sheet in a circle to the person sitting to their right.

||

All participants now draw on the newly received sheet the next body part of a figure they have imagined. Then the sheet is folded back again so that only the lowest strokes are visible. The sheet of paper is again passed to the person sitting to the right of an.

||

The game is continued in this way - as explained in steps 2 and 3 - until the last body part is drawn on the last part of the folded sheet. Then the sheet can be opened and the whole figure is revealed. The funny results can now be admired by everyone.

Important

At the beginning of the game, it must be clarified on which part of the sheet, which body part should be drawn.

For example, if there are 4 participants:

1. head and neck
2. upper body up to and including belt
3. legs up to ankles
4. feet

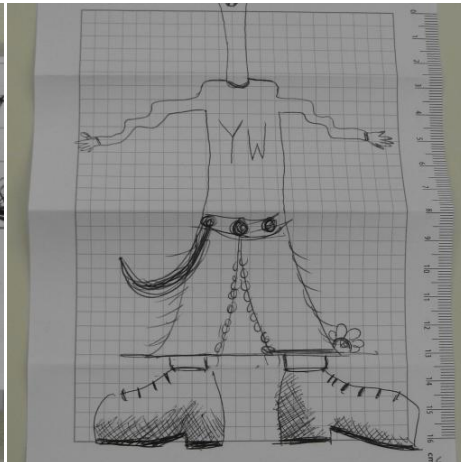
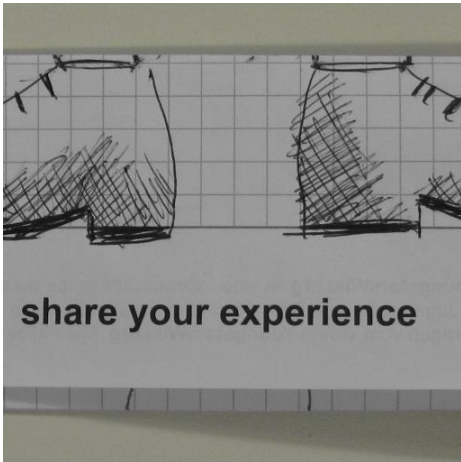


For example, with 5 participants:

1. head and neck
2. upper body to belly button
3. From belly button to knees
4. From below the knees to the ankles
5. feet

For example, with 6 participants:

1. head
2. neck
3. upper body up to and including belt
4. legs up to knees
5. legs from knees to ankles
6. feet

Images



Picture credits

Pictures: Anja Fritz