

# Water Rose



Craft a great water rose out of paper and watch it bloom.

## Material

- a water rose (template printed on paper)
- a bowl
- water

## Instructions

Print out the water rose or make one yourself.

||

Fold the leaves inwards.




||

Now place the folded rose in the bowl filled with water. You will see how the rose slowly opens and unfolds its flowering splendor.

## Why does this happen?

The paper soaks up water and swells, so the leaves can unfold. On the next page is the template of the water rose to cut out. You just have to print it out.

## Images



## Variation

You can also write a text (e.g. a bible verse) in the middle of the rose. In addition, you can also make larger leaves so that the whole middle area is covered.

## Instruction as PDF

[the-water-rose](#)

## Source credits

- **Caption image:** Ramun Badertscher, [www.ramunbadertscher.ch](http://www.ramunbadertscher.ch)
- **Pictures:** Ramun Badertscher, [www.ramunbadertscher.ch](http://www.ramunbadertscher.ch)
- **Idea & Template:** [www.klassewasser.de](http://www.klassewasser.de)