

Wasserfußball mit Zerstäuberflasche



Dieses Spiel wird mit Blumenspritzen oder Wasserzerstäubern gespielt. Ziel ist es mit dem Wasserdruck aus der Flasche den Tischtennisball in das Tor des Gegners zu bekommen.

Material

- Multiplex wood (12 x 1100 x 600mm)
- Wood slats for the gang (approx. 30mm high)
- Water repellent paint or a varnish
- Stones or pet bottle lids as "opponents"
- Nails or screws to attach the gang

Rules of the game

- The water bottle must not be lifted into the field of play during water soccer (*in the cover picture the left player does it wrong!*)
- The other must not get wet with the water steel.
- The ball and the playing field must not be touched with the hand.

Building instructions

The playing field is built from 12 mm multiplex wood and can have different shapes and sizes, I have decided for the following dimensions (see blueprint).

||

The gang is about 3 cm. high and made of the same wood. The 5 holes along the center line ensure that the water can run off well even in the middle of the field.

|||

The playing field should be painted with a strongly water-repellent paint and stand on a stable frame or table.

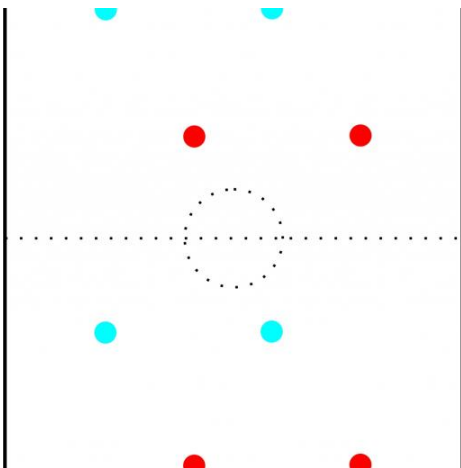
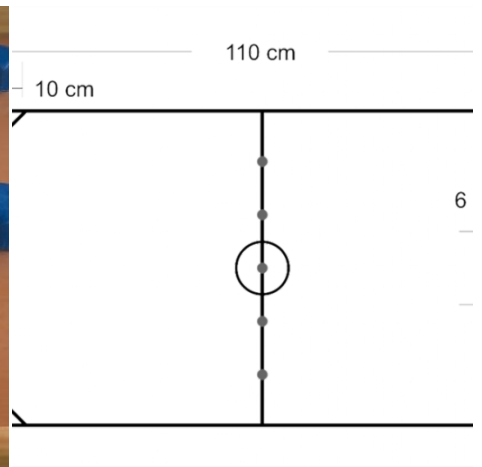

||

In addition, you can still stick with stones or pet bottle caps "players" on the field so that it is more difficult to get the ball into the goal.

Hiweis

Don't use cheap spray bottles, they break very easily.

Images



Sources

- Cover photo and images: © Ronnie Berzins, www.kreativekiste.de